

FIGHTER 270

SUPERLIGHT 6x4 FN270K5

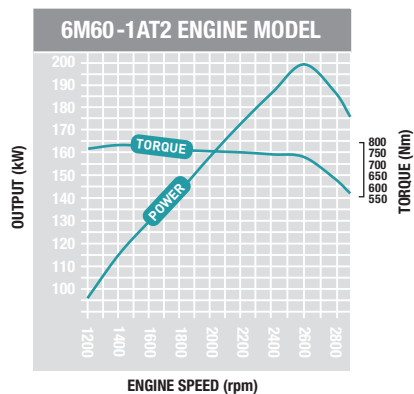
*NOMINAL PAYLOAD	WB	KERB WEIGHT EST.	GVM	GCM	CODE
12.5T	4300mm	8265kg	23500kg	34000kg	FN62FK2RFBA

* Subject to weight of body fitted

ENGINE	
Model:	6M60-1AT2 Diesel with MIQCS
Configuration:	6 cyl in line OHC, 4-valve
Type:	Turbocharged with air to air intercooler, direct injection
Displacement:	7545cc
Bore:	118mm
Stroke:	115mm
Power (ECE):	199kw (270ps) @ 2600rpm
Torque (ECE):	785Nm (579lb/ft) @ 1400rpm
Maximum Engine Speed:	2900rpm
Compression Ratio:	17.8:1
Oil Cooler:	Plate type – water cooled
Cold Start:	Glow plugs

FUEL	
Injection System:	DENSO common rail system
Engine/Road Speed Control:	electronic
Filtration:	Main filter & water separator
Tank Capacity:	200 litres
Air Cleaner:	Dual element cyclopac with vertical intake & air restriction indicator

COOLING	
Fan:	6 Blades – 520mm diameter
Fan Drive:	Thermo-modulated
Radiator:	Corrugated fin type with expansion tank



ELECTRICAL	
Voltage:	24v negative earth
Alternator Capacity:	24v-50 amp
Starter Capacity:	24v-5kW
Battery Capacity:	2 x 12v, 100Ah/20hr
Headlamp:	• Type: Quartz halogen multi parabola • Capacity: Low beam 2 x 70W High beam 4 x 70W

CLUTCH	
Model:	C7M38
Disc Diameter:	380mm
Type:	Single dry plate
Operation:	Air assisted hydraulic
Facing – Area:	Cerametalllic – 638.4 sq cm

TRANSMISSION	
Model:	Eaton FS-8209
No of Speeds:	9
Synchromesh:	1L~4H Low High
Ratios:	• Low. 12.64 • 1st. 8.81 2.48 • 2nd. 6.55 1.85 • 3rd. 4.77 1.34 • 4th. 3.55 1.00 • Reverse. 13.21
PTO Opening:	LH side

PROPELLER SHAFT	
Type:	P13 P13/P8
Universal Joint:	Needle roller

FRONT AXLE	
Model:	F070T
Type:	Reverse Elliot 'I' beam
Rated Capacity:	6300kg

REAR AXLE	
Model:	D10HT, D10H
Type:	Full floating-hypoid, tandem drive with inter-axle diff lock
Rated Capacity:	21600kg
Ratio:	5.142:1

STEERING	
Type:	Integral power assisted ball & nut
Ratio:	22.4:1
Steering Wheel:	450mm, energy absorbing urethane
Steering Column:	Tilt & telescopic adjustable with lock

BRAKES	
Type:	Full air, dual circuit, Mitsubishi taper roller with automatic brake adjustment
Size:	• Front: 410 x 150mm • Rear: 410 x 200mm
Lining – Area/Swept:	Asbestos free 9144/14174 sq cm
Park Brake:	Rear wheel spring actuated
Auxiliary:	Exhaust brake
Compressor:	Water cooled, 340cc single cyl
Air Dryer:	Standard

FRONT SUSPENSION	
Type:	Parabolic leaf
Size:	1400 x 80 x 19mm – 4 leaves
Capacity at Ground:	3400kg ea
Shock Absorbers:	Double acting

REAR SUSPENSION	
Type:	Long taper leaf, 6 rod trunion
Size:	1320 x 90 x 30mm – 5 leaves
Capacity at Ground:	11000kg ea

CHASSIS	
Type:	Reinforced parallel channel
Size:	280 x 90 x 8mm
Width:	840mm
Tensile Strength:	55kg/mm ²
<i>Refer to FUSO bodybuilder guidelines on web site www.mmnztruckdvwg.co.nz before mounting a body or modifying the chassis.</i>	

WHEELS & TYRES	
Wheel:	• Type: 11, single piece disc • Size: 22.5 x 8.25DC – 165 – 12t • Stud Pattern: 10 x 335mm PCD
Tyre:	• Size: 11R – 22.5 148/145L
Spare Tyre Carrier:	Provided

MASS (kg estimated)			
Model	Front:	Rear:	Total:
	3325kg	4940kg	8265kg
<i>Includes 20 litres of fuel, spare wheel, tyres & standard tools.</i>			

FIGHTER 270 SUPERLIGHT 6x4 FN270K5



CAB FEATURES

Construction: All steel forward control
 Type: Manual tilt 44 deg
 Mounting: Hydroelastic suspension, 4 point
 Colour: Natural White (W31)
 Windscreen: Laminated

- Lift-up front maintenance panel
- Transom window on LH door
- Roof spoiler mounting points (max weight 50kg)
- Front air dam

PERFORMANCE

Electronically Speed Limited to (km/h): 100
 Gradeability at Rated GVM: 37%
 Gradeability at Rated GCM: 24.5%
 Turning Circle (kerb to kerb): 16m

TIPPER BODY

Type: FOB Steel fixed sides
 Capacity: 10 cubic metres
 Material: 3mm Corten sides @ 5mm floor
 Taildoor: Double hinged for top & side swing with air trip
 Hoist: Edbro CX
 Toolbox: Plastic with aluminium door
 Paint: 2K in silver grey

INSTRUMENTS

Gauges:

- Speedometer with odometer & dual trip meter
- Tachometer
- Air pressure (2)
- Fuel level
- Water temperature
- Digital clock

Warning Lamps:

- Turn signal
- High beam
- Exhaust brake

- Park brake
- Alternator
- Oil filter blockage
- Engine control (ECU)
- High/low range
- Air filter restriction
- Door
- Cab tilt
- Diff lock
- Glow plug indicator

Warning Lamp/Buzzer:

- Air pressure
- Oil pressure
- Engine overheat/low coolant level

CAB EQUIPMENT

Exterior:

- Halogen headlamps
- Orange roof lamps x 4
- Heated rear vision mirrors
- Windscreen wipers: 2 speed & intermittent

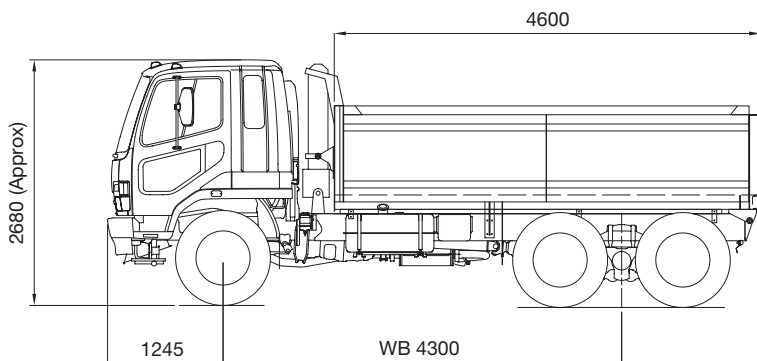
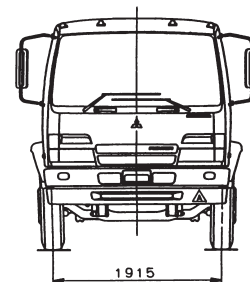
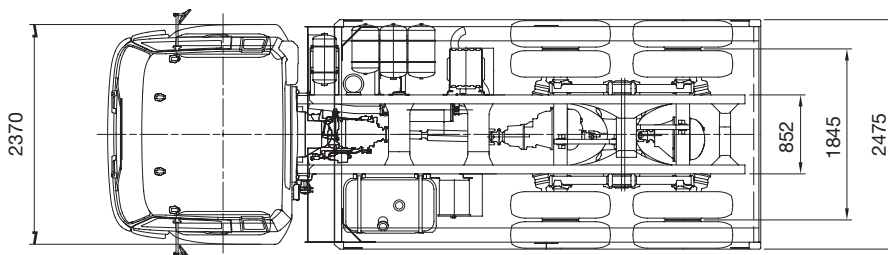
Interior:

- Fully trimmed
- Vinyl floor mat
- Seating capacity for 3
- Seats: Driver: Air suspension, 32 stage reclining, 11 stage sliding, front & rear height adjuster, lumbar support, high back with integral headrest, fabric trim
 Centre: Low back with fabric trim, forward folding
 LH: Fixed base, 32 stage reclining, high back with integral headrest, fabric trim

- Seat Belts: 2 x ELR lap sash, semi integrated type, 1 x lap
- Centre floor console
- Console on back of centre seat
- Glove box x 2
- Door pockets
- Cup holders
- Overhead console pockets
- Storage tray under passenger seat
- Sunvisors x 2
- Factory air conditioning
- Heater/demister
- Central locking
- Power windows
- AM/FM radio cassette with clock & 2 speakers
- Steering lock
- Key operated stop/start
- Engine idle speed control
- Cold start switch
- Reverse warning buzzer
- Hazard warning switch
- Fluorescent cabin lamp
- Cigarette lighter & ash tray
- Electric horns
- Tool kit & jack
- Chassis mounted tool box

FIGHTER 270

SUPERLIGHT 6x4 FN270K5



A policy of continual improvement means that specifications detailed in this brochure are subject to change without notice.
 Your Mitsubishi FUSO Dealer will be able to confirm the exact current specifications.

